

THE LOCKING PIN LOCATOR

LPL-600

Brand new technology!

WEBSITE: www.dieselboss.com

1. How the Locking Pin Locator (LPL) came to be:

Having been a driver in the transportation industry the LPL was the results of my desire to reduce the number of times the I had to climb in and out of the tractor to check for alignment of the tandem locking pin with the locking hole located in the trailer slide rail.

2. Why it is so unique:

The uniqueness of this device is that it allows the driver to locate the tandem-locking pin. One might say it is the drivers extra set of eyes. This alone will save the driver time.

3. What it can do for drivers:

Your drivers will experience a tremendous reduction in climbing in and out of the tractor, injury due to slips and falls, time that it takes to adjust trailer, anger and frustration caused by having to climb up and down in and out of their tractor so many times.

4. When it used:

The LPL is used anytime the trailer is in need of adjustment, in the case of weight distribution or just plane balancing of the load for a better ride.

5. What are the Benefits:





Here are just some of the benefits:

For the Drivers:

- Reduces climbing up and down in and out of the tractor.
- Reduces possibility of injury.
- Reduces time it takes to adjust load weight.
- On the road sooner thus added mileage/pay.
- Great for sliding trailer at night or day.

For the Company:

- Reduces injuries due to slips and falls.
- Reduction in lost time due to injury.
- Reduction in worker compensation claims.
- Could reduce worker compensation insurance premiums.
- Some companies pay up to **\$50.00** so their driver can acquire help.
This cost would be eliminated.
- Saves wear and tare on clutches, transmissions, and equipment.
- Saves idle time and fuel.
- Units weigh less than a pound.

			
Step 1 Release pins	Step 2 Place magnetic locking pin probe over hole desired	Step 3 Once placed this is how it will look.	Step 4 Slide trailer until light flashes for perfect line-up.

		
Placement 1	Placement 2	Placement 3

There are 3 possible placements for the indicator box.
 Because of its light weight and strong magnets, the indicator box can be place almost any place the driver has line of sight to the box.

Call Dieselboss today to get your Locking Pin Locator at 866-851-2346 \$49.95 each. We offer discounts of orders over 4.