

Item Number _____

RAM-VB-151 & RAM-VB-151-SW1

RAM No-Drill™ Seat Bases

National Products, Inc.

Vehicle base for the SEMI TRUCKS WITH SEATS INC. CHAIR (2005-2011)

SPECIFICATIONS

Placement

Attaches to upper section, left hand side of passenger seat. Base is designed to match contours and align with existing hole patterns for ease of installation.

Drilling Required

No - uses existing vehicle hardware

Seat Configuration

Bucket

Pole or Pedestal

Included on Base

Construction/Finish

Steel/Black Powdercoat

Weight

8 lbs.

Dimensions

A = 16.375", B = 8.5", C = 12.75"

Hole Center = 6.75" and 8.25"

Features

Installs in minutes with no drilling required

Misc.

Rock solid construction
Lifetime warranty

National Products, Inc.
Phone: 206-763-8361
Fax: 206-763-9615
Address: 1205 S Orr St
Seattle, WA 98108
Website: www.ram-mount.com
Email: staff@ram-mount.com



RAM-VB-151-SW1



RAM-VB-151



Item Number _____

RAM-VB-151 & RAM-VB-151-SW1

RAM No-Drill™ Seat Bases


National Products, Inc.

Vehicle base for the SEMI TRUCKS WITH SEATS INC. CHAIR (2005-2011)

INSTALLATION INSTRUCTIONS


1. Remove the nut that is attached to the seat frame. This is located on the lefthand side, underneath the seat.
(See Figure 1)
2. Place the threaded bolts through the holes, facing outward then slide custom metal base over the bolts. Attach the washers and 3 nuts over the threaded bolts then tighten.
(See Figure 2)

Figure 1




Detach supplied
seat nut

Figure 2



Attach RAM hardware
bolts, washers and nuts

Attach supplied
seat nut



National Products, Inc.
Phone: 206-763-8361
Fax: 206-763-9615
Address: 1205 S Orr St
Seattle, WA 98108
Website: www.ram-mount.com
Email: staff@ram-mount.com

